


1st
in
sales

WINNEBAGO

59

for people who love to live




MODEL D-27

The ultimate in spacious luxury—no other motor home rivals the D-27's appointments. Completely private rear bedroom has separate entrance. Fold-away double bed or twin beds with center night stand, bookcase headboard console, twin wall-mounted reading lamps, double overhead cabinets and a linen cabinet add to your year around living pleasure.

Count the beds; there are four with a fifth optional. Measure the overhead cabinets, 17 feet of total length. Check the storage compartments. You will see why D27 is designed for extended living pleasure. See why you can travel with a four season wardrobe.

For added year round luxury, there is also the optional 2.5 or 4 KW electrical generator and 110 volt air conditioner.



LIVEABILITY AUDIT:

- 20 safety glass windows
- Ducted forced air heating
- Separate shower with 6 gal. automatic water heater
- 6 cu. ft. gas/electric refrigerator
- 72 inch long galley countertop
- Radio with rear speaker
- 62 inches of closet width

SPECIFICATIONS FOR D-27: Length 27' 6"; width, 7' 6"; exterior height, 9' 3", interior height, 6' 4"; curbside weight, 8,020 lbs., fuel tank, 35 gallons; water system, 36 gallons; sleeps 6 (8 optional). Rear screen door, head rests, seat mounted arm rests are optional on this model. For complete optional and standard equipment details see pages 12 and 13 of this brochure. Dodge M-375 chassis, 178" wheelbase, V-8 motor, 3-speed automatic transmission, power steering, power brakes, dual rear wheels.

WINNEBAGO PUTS MOTOR HOME LEISURE LIVING WITHIN EVERY FAMILY'S REACH

It's people like you—people who love to live—that choose Winnebago Motor Homes.

Winnebago's sales leadership has been built on providing more wanted features as standard equipment. (at no extra cost) As you carry this brochure with you, compare Winnebago feature-for-feature. While making your own "liveability audit," you will find why Winnebago is America's number one seller.

Our manufacturing facilities have over 9.4 acres under roof (412,488 sq. ft.) Only the largest manufacturing operation in the industry can give you:

- Industry's largest team of dedicated, skilled craftsmen
- Mass production efficiency
- More component parts production
- Raw material buying power


That is why Winnebago builds in more features for you at less cost.

Winnebagos are designed from the inside out, a concept that puts "liveability first". There are six distinctively different floor plans, three choices of decorator selected interiors, five lengths and a complete selection of optional equipment.

Whether you are a young family entering the Recreation Vehicle field for the first time, a well seasoned R.V. owner trading up or a retired couple with a lifetime travel dream; Winnebago is for you.

WINNEBAGO®

69



Thermo-Panel®* construction is unique and exclusive with Winnebago Motor Homes.



FAR STRONGER CONSTRUCTION—“Sandwiches” of exterior pre-finished aluminum and interior paneling bonded to a core of Styrofoam** brand foam insulation for rigid one-piece floors, sidewalls, roof.

30% LIGHTER—less weight but stronger than conventional construction. Results: Winnebagos are easier to drive.

YEAR 'ROUND INSULATION—the best insulation available to the industry. Your motor home is warmer in winter, cooler in summer.

LIFETIME GUARANTEE—Winnebago guarantees Thermo-Panel®* construction for the lifetime of the motor home to the original owner.

* “Thermo-Panel” is a registered trademark of Winnebago Industries, Inc.
**Styrofoam is a registered trademark of the Dow Chemical Co.



MODEL D-24


"This one is about the biggest 24-footer we ever tested, mostly because of a truly excellent floor plan." This is what Trailer Life magazine said in its TEST REPORT of the D-24.

At the rear is an extra large bath/dressing room with tub, phone head shower, power roof vent, built in lavatory and vanity, towel rack, double width closet, and overhead cabinet. This is the most complete bathroom available in motor homing today.

Twin beds with 5" foam mattresses. Four overhead cabinets supply extra storage. These are separated from forward living area by a divider curtain.

Available as an option are twin bunks above the beds. With these bunks six adults can sleep separately.

The D-24 meets the highest standards of Winnebago design and craftsmanship.



LIVEABILITY AUDIT:

■ Exclusive Thermo-Panel® Construction ■ Shower and tub with 6 gal. automatic water heater ■ Wall-to-wall carpeting ■ Ducted forced air heating ■ 72 inch long galley countertop ■ 4 burner LP gas stove with automatic oven ■ 24' 6" of overhead cabinets.

SPECIFICATIONS FOR D-24: length 24' 5"; width, 7' 6"; exterior height, 9' 3"; interior height, 6' 4"; curbside weight, 7,515 lbs.; fuel tank, 25 gallons; water system, 36 gallons; sleeps 6 (8 optional). Bolsters, screen door, head rests, seat mounted arm rests are optional on this model. For complete optional and standard equipment details see pages 12 and 13 of this brochure. Dodge M-300 chassis, 159" wheelbase, V-8 motor, 3-speed automatic transmission, power steering, power brakes, dual rear wheels.

WINNEBAGO

D-24



THE STANDARD OF THE INDUSTRY

MODEL D-22

Here's the motor home which Woodall's Trailer Travel magazine termed: "The standard of the industry—the one motor home by which all others must be measured." It's America's best selling motor home model.

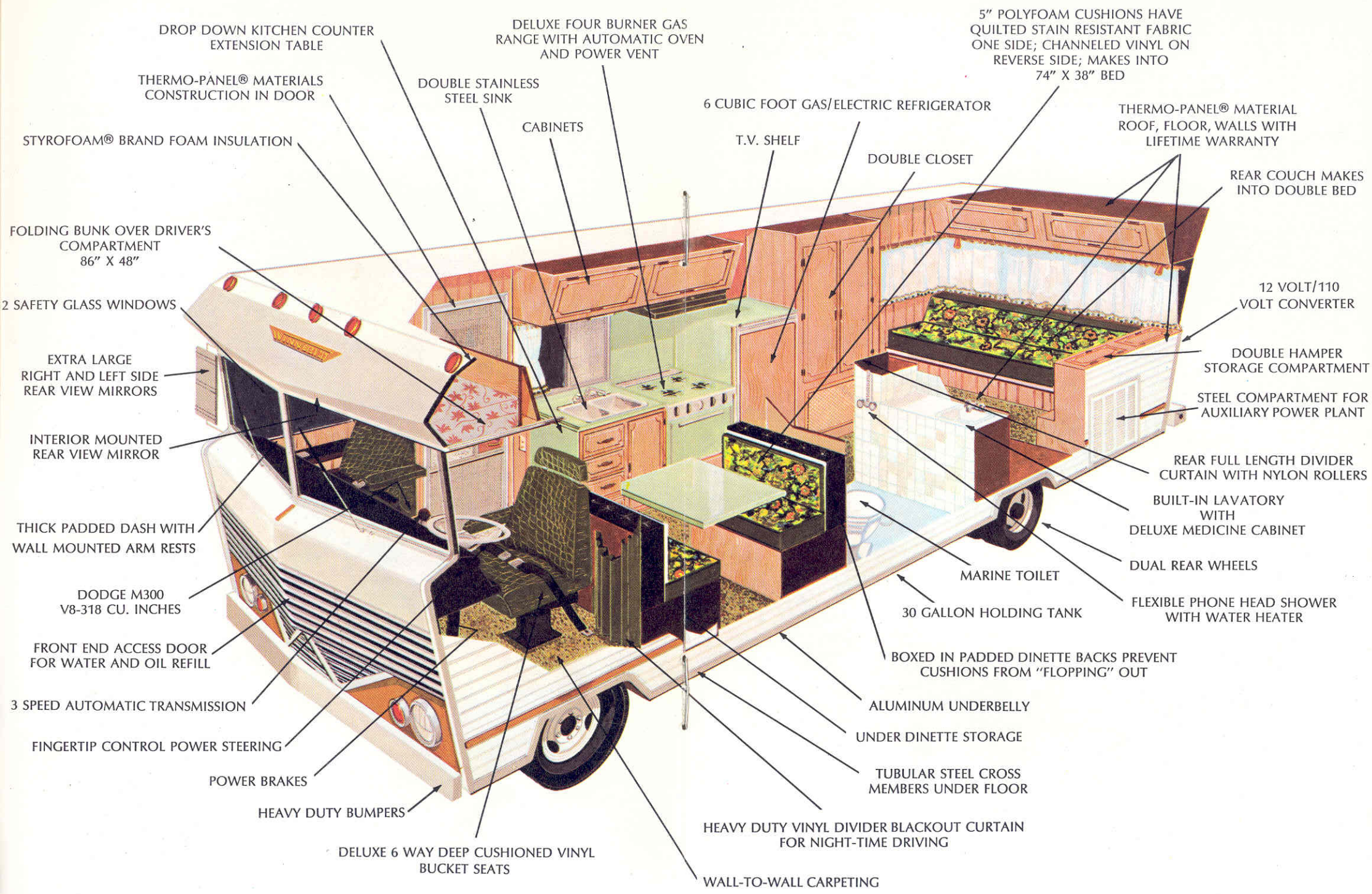
Ten years of recreation vehicle experience have gone into the design of the D-22 and its five companion models. Each carefully placed feature, each new advancement has been included to bring added enjoyment for those who love to live.

Highlighted in the cutaway drawing at the right are key features that put Winnebago's 22-footer in a class by itself. Each one represents an extra convenience or comfort feature, an extra value for you. You'll want to compare them closely as you shop for your vacation home. D-22 features a rear goucho which extends into a 49" x 73" double bed at night. For the extra tall, there's a special no-cost option which provides a 49" x 86" bed on which six footers can stretch out in comfort.

Winnebago's richly appointed driving compartment extends the living area of Winnebago Motor Homes. Carpeted wall to wall, both driver and co-pilot have deeply cushioned six-way adjustable swivel bucket seats. All driving instruments are grouped conveniently on a recessed padded dash. Both driver and co-pilot have padded arm rests with convenient glove compartments and recessed ash trays. For night time driving a black-out curtain shields the driver while the family enjoys reading, eating, or game-time fun.

With power steering and power brakes, mothers—even grandmothers—enjoy taking a turn driving a Winnebago Motor Home. All enjoy the scenic lounge atmosphere.

SPECIFICATIONS FOR D-22: length 22' 2"; width 7' 6"; exterior height, 9' 3"; interior height 6' 4"; curbside weight, 6,990 lbs.; fuel tank capacity, 25 gallons; water system, 36 gallons; sleeps 6 (8 optional). Screen door, head rests, seat mounted arm rests, ducted heater are optional on this model. For complete optional and standard equipment details see pages 12 and 13 of this brochure. Dodge M-300 chassis, 137" wheelbase, V-8 motor, 3-speed automatic transmission, power steering, power brakes.



DROP DOWN KITCHEN COUNTER
EXTENSION TABLE

DELUXE FOUR BURNER GAS
RANGE WITH AUTOMATIC OVEN
AND POWER VENT

5" POLYFOAM CUSHIONS HAVE
QUILTED STAIN RESISTANT FABRIC
ONE SIDE; CHANNLED VINYL ON
REVERSE SIDE; MAKES INTO
74" X 38" BED

THERMO-PANEL® MATERIALS
CONSTRUCTION IN DOOR

DOUBLE STAINLESS
STEEL SINK

6 CUBIC FOOT GAS/ELECTRIC REFRIGERATOR

THERMO-PANEL® MATERIAL
ROOF, FLOOR, WALLS WITH
LIFETIME WARRANTY

STYROFOAM® BRAND FOAM INSULATION

CABINETS

T.V. SHELF

DOUBLE CLOSET

REAR COUCH MAKES
INTO DOUBLE BED

FOLDING BUNK OVER DRIVER'S
COMPARTMENT
86" X 48"

12 VOLT/110
VOLT CONVERTER

2 SAFETY GLASS WINDOWS

EXTRA LARGE
RIGHT AND LEFT SIDE
REAR VIEW MIRRORS

DOUBLE HAMPER
STORAGE COMPARTMENT

INTERIOR MOUNTED
REAR VIEW MIRROR

STEEL COMPARTMENT FOR
AUXILIARY POWER PLANT

THICK PADDED DASH WITH
WALL MOUNTED ARM RESTS

REAR FULL LENGTH DIVIDER
CURTAIN WITH NYLON ROLLERS

DODGE M300
V8-318 CU. INCHES

BUILT-IN LAVATORY
WITH
DELUXE MEDICINE CABINET

FRONT END ACCESS DOOR
FOR WATER AND OIL REFILL

DUAL REAR WHEELS

3 SPEED AUTOMATIC TRANSMISSION

MARINE TOILET

FINGERTIP CONTROL POWER STEERING

30 GALLON HOLDING TANK

POWER BRAKES

BOXED IN PADDED DINETTE BACKS PREVENT
CUSHIONS FROM "FLOPPING" OUT

HEAVY DUTY BUMPERS

ALUMINUM UNDERBELLY

DELUXE 6 WAY DEEP CUSHIONED VINYL
BUCKET SEATS

UNDER DINETTE STORAGE

HEAVY DUTY VINYL DIVIDER BLACKOUT CURTAIN
FOR NIGHT-TIME DRIVING

TUBULAR STEEL CROSS
MEMBERS UNDER FLOOR


WALL-TO-WALL CARPETING

MODEL D-22S

Designed especially for the man who earns his living away from home, Winnebago's D-22S is a completely self-contained "home on the go" providing sleeping, cooking, and bathroom facilities plus a large 7'2" by 10' 5" living room which the owner can custom outfit to serve his own needs, his own tastes.

The D-22S motor home eliminates a traveling man's need for motel or hotel accommodations. The Winnebago fold-away bunk bed is built in above the driver's compartment. At night it extends into a double bed with foam mattress. Daytime it folds compactly out of the way. For weekends and vacations, additional sleeping facilities for the family can be placed in the living room area.

At the rear of Winnebago's D-22S is a complete galley with countertop LP gas stove, and LP gas operated refrigerator. Storage cabinets are built in over the galley for foods and dishes. Drawers and cabinets below the countertop provide adequate space for cooking utensils.



SPECIFICATIONS FOR D-22S: length 22' 2"; width 7' 6"; exterior height 9' 3"; interior height 6' 4"; fuel tank capacity, 25 gallons; water system, 36 gallons; sleeps 2; 10' 5" x 7' 2" living room. Screen door, head rests, seat mounted arm rests, generator are optional on this model. For complete optional and standard equipment details see pages 12 and 13 of this brochure. Dodge M-300 chassis, 137" wheelbase, V-8 motor, 3-speed automatic transmission, power steering, power brakes.



WINNEBAGO


69

MODEL D-18

Easy to drive, easy to park, Winnebago's D-18 is no longer than a station wagon. The side lounge floor plan gives you an 18-footer that is fully equipped for family fun. It sleeps six and has toilet, shower, and use anywhere convenience. Side lounge makes into a full 49" x 73" double bed.

For turnpike touring or back country roughing, the D18 has the rugged ability to tow a boat to the lake or a horse trailer to the show. Its 104" wheel base, dual rear wheels, and V-8 motor have the power to weight ratio the sportsman demands.

Nine overhead cabinets plus double wardrobe match the storage space in D-18's "big brothers". As in all Winnebagos, the D-18 has a decorator selected interior featuring pecan wood paneling with contrasting "iced oak" ceiling paneling.



LIVEABILITY AUDIT:

- Exclusive Thermo-Panel construction
- Ducted forced air heating system
- 12 volt converter electrical system
- Shower with automatic water heater
- 4-burner stove, automatic oven, gas/electric refrigerator
- Wall-to-wall carpeting
- 20' 6" of overhead cabinets.

MODEL D-18 SPECIFICATIONS: Length, 18' 6", width, 7' 6"; exterior height, 9' 3"; interior height, 6' 4"; curbside weight, 6,670 lbs.; fuel capacity, two 15 1/4 gallon tanks; water system, 36 gallons; sleeps 6. Screen door, head rests, seat mounted arm rests are optional on this model. For complete optional and standard equipment details see pages 12 and 13 of this brochure. Dodge M-300 chassis, 104" wheelbase, V-8 motor, 3-speed automatic transmission, power steering, power brakes, dual rear wheels.

STANDARD EQUIPMENT ON ALL WINNEBAGO MOTOR HOMES

Carpeted driver's compartment and engine cover
 Insulated 9-ply Thermo-Panel[®] floor
 Insulated Thermo-Panel[®] door
 Insulated Thermo-Panel[®] wheel wells
 Slider window in door with screened opening
 Prefinished aluminum exterior and underbelly
 Prefinished paneled interior
 Tiled back splash in galley area
 Sink cover doubles as bread board
 All overhead cabinets have magnetic door catches
 Many roomy drawers for storage
 Padded dash and arm rests with map storage compartments
 Map light under dash
 City water hook-up
 12-volt changeover lighting system—operates from chassis battery or external 110-volt supply
 Weatherproof exterior 110-volt outlet
 Many convenient 110-volt duplex outlets on separate 110-volt wiring system
 ASA approved 25-foot rubberized 110-volt power cord permanently installed
 Heavy duty battery
 Heavy duty alternator
 Clearance lights comply with laws in every state
 Backup lights, parking lights, turn signals with safety flashers
 Overhead cabinet across back wall
 Complete set of 12-volt bulbs
 Dinette seats are of 5" thick foam, have reversible vinyl and quilted fabric covers with zippers
 Dinette converts to bed
 Full length wardrobe
 Overhead cabinet above dinette
 Accordion style fold-away front bunk bed with foam mattress over driver's compartment
 Vinyl blackout curtain for driver's compartment
 Attractive curtains on full length brass rods for all windows
 Slider windows with sliding screens for driver, co-pilot

Full width rear storage trunk with 12-volt light and lock on door
 Mechanical jack
 Luma-dome roof vent
 Spare wheel
 Deluxe bucket seats upholstered with quilted heavy duty vinyl for driver and co-pilot
 Seat belts for driver and co-pilot
 Fresh-air automatic heater with double blower
 2 large chrome side mirrors
 Cigarette lighter
 2 ash trays
 Inside rear view mirror
 Glide-away step with self-cleaning mesh tread
 Fire extinguisher
 Windshield washers
 Recessed dash glove compartment
 Tinted windshield
 Hollow core cabinet doors

STANDARD ON ALL "D SERIES" MODELS

Wall to wall carpeting
 Double gas bottles
 Power stove vent
 Toilet with 30 gallon holding tank
 36 gallon water system
 Shower with 12 volt pressure pump and shower curtain
 Water heater
 Front end access door for oil fill, oil dip stick, and water fill
 Steel compartment for optional generator
 Battery compartment
 Dual batteries (optional in D22)
 Power roof vent in bath
 Two luma-dome vents

OPTIONAL ACCESSORIES AVAILABLE FOR WINNEBAGO MOTOR HOMES

	F17	D18	D22	D24	D27	D22S	Brand X
Air conditioner, 10,000 BTU, roof mounted, 110-volt with easy start	N	Op	Op	Op	Op	Op
Limited slip rear axle	Op	Op	Op	Op	N	Op
Spare tire	Op	Op	Op	Op	Op	Op
Radio	Op	Op	Op	Op	S	Op
Rear speaker for radio	Op	Op	Op	Op	S	Op
Stereo tape deck (8-track) with 4 speakers	Op	Op	Op	Op	Op	Op
Refrigerator—2 cu. ft. gas (exch.)	Op	N	N	N		N
Refrigerator—4 cu. ft. gas (exch.)	Op	N	N	N		N
Refrigerator—4 cu. ft. gas/electric (exch.)	Op	S	N	N		S
Refrigerator—6 cu. ft. gas/electric (exch.)	N	Op	S	S	S	Op
LP gas heater with blower and wall thermostat	Op					N
LP gas heater (wall mounted) with thermostat			S			N
Blower for wall mounted gas heater			Op			N
Forced air ducted furnace with wall thermostat and extra battery	N	S	Op	S	S	S
Marine toilet, 30-gal. holding tank, pressure water tank, air compressor, and power roof vent for bathroom	Op	S	S	S	S	S
30-gal. auxiliary water tank	N	N	Op	Op	N	N
Monomatic toilet (Model A)	Op	Op	Op	Op	Op	Op
Monomatic toilet (Model W connected to water supply)	Op	Op	Op	Op	Op	Op
Shower with 6-gal. water heater	Op	S	S	♦	S	S
Screen door and picture window in exterior door (exchange for slider window)	Op	Op	Op	Op	S	Op
Side mounted air vents for driver's compartment	Op	Op	Op	Op	Op	Op
* Onan 2500 watt power plant with super soundproofing	N	N	Op	Op	Op	Op
* Kohler 2500 watt power plant with super soundproofing	N	N	Op	Op	Op	Op
* Onan 4000 watt power plant with super soundproofing	N	N	Op	Op	Op	Op
Wiring and fuel line installation for power plant	N	Op	Op	Op	S	Op
Automotive air conditioner, 18,000 BTU, with roof mounted condenser	Op	Op	Op	Op	Op	Op
29-gal. auxiliary gasoline tank with changeover switch on dash	N	N	Op	Op	Op	Op
Rear gaucho with 2 drop leaf tables (exchange for dinette)	Op	N	N	N	N	N
Rear gaucho with 2 drop leaf tables (exchange for twin beds)	N	N	N	N	Op	N
Full width rear gaucho	N	N	Op	N	Op	N
Floor carpeting behind driver's compartment	Op	S	S	S	S	S
Double 20-lb. LP gas tanks	Op	S	S	S	N	S
Double 25-lb. LP gas tanks	Op	Op	Op	Op	S	Op
Automatic change-over regulator for double gas tanks	Op	Op	Op	Op	S	Op
Power vented stove hood	Op	S	S	S	S	S
Bunk ladder	Op	Op	Op	Op	Op	Op
Water purifier with faucet (Ogden)	Op	Op	Op	Op	Op	Op
Trailer hitch	Op	Op	Op	Op	Op	Op
Rear bunk with mattress and vent windows	Op	N	Op	N	Op	N
Television antenna—360-degree dome style, roof mounted with interior outlet	Op	Op	Op	Op	Op	Op
Wrap around windshield curtains	Op	Op	Op	Op	Op	Op
Mor-Ryde rubber rear suspension	N	N	Op	N	N	Op
Water level gauge	Op	Op	Op	Op	Op	Op
Bolsters	N	N	N	Op	Op	N
Sun visors	Op	Op	Op	Op	Op	Op
Battery charger with voltage converter	Op	Op	Op	Op	Op	Op
Driver and co-pilot seat-mounted arm rests (set)	Op	Op	Op	Op	Op	Op
Driver and co-pilot head rests (set)	Op	Op	Op	Op	Op	Op

♦ D-24 has combination tub and shower
S—Standard Op—Optional

* Includes extra battery on D-22 only
N—Not available


All specifications and prices are subject to change without notice

MODEL F-17

For the young family on the go, Winnebago's F-17 is an economical motor home no longer than today's compact-size station wagons. Goes anywhere a car can go, cruises at turnpike speeds, parks anywhere with ease. The F-17 offers far more living area than a camper coach.

F-17 provides leisure living accommodations for a family of six. Roomy, convenient kitchen has fullsize LP gas appliances. Rear dinette is a wonderful day-time lounge for family enjoyment—makes into bed by night.

Decorator selected interiors feature a carpeted driver's compartment, upholstered adjustable bucket seats for driver and co-pilot, quilted foam-filled dinette cushions, pecan wood paneling, and contrasting "iced oak" ceilings.




LIVEABILITY AUDIT:

- Foam insulated floors, sidewalls, roof
- Fold-away bunk over driver's compartment
- LP gas stove with automatic oven
- 12-volt/110-volt converter
- Complete set of 12-volt light bulbs
- Carpeted driver's compartment
- Large double-width wardrobe.

SPECIFICATIONS FOR F-17: length, 17' 4"; width, 7' 0"; exterior height, 9' 3"; interior height, 6' 5"; curbside weight, 4,890 lbs.; fuel tank capacity, 17 gallons; water, 12 gallons; sleeps 4 (6 with optional bunk) Wall mounted heater, screen door, head rests, seat mounted arm rests are optional on this model. For complete optional and standard equipment details see pages 12 and 13 of this brochure. Ford P-350 chassis, 104" wheelbase, 300 cubic inch motor, 3-speed automatic transmission.

WINNEBAGO


F-17



WINNEBAGO

69

Your Winnebago Dealer is:



Winnebago Industries Inc., Forest City, Iowa 50436
Copyright 1969