






Locate the computers and take them all out.



This is what it would look like when you're finessed.



This guide is for E500 there you cut the wires 25, 35, 37. But on SL you should cut 10, 15, 17.



You cut the 3 wires. Then you mount 3 relays. One for each of the wires you should cut. Then you only have to mount the switch that turn on and of the relay inside the car.