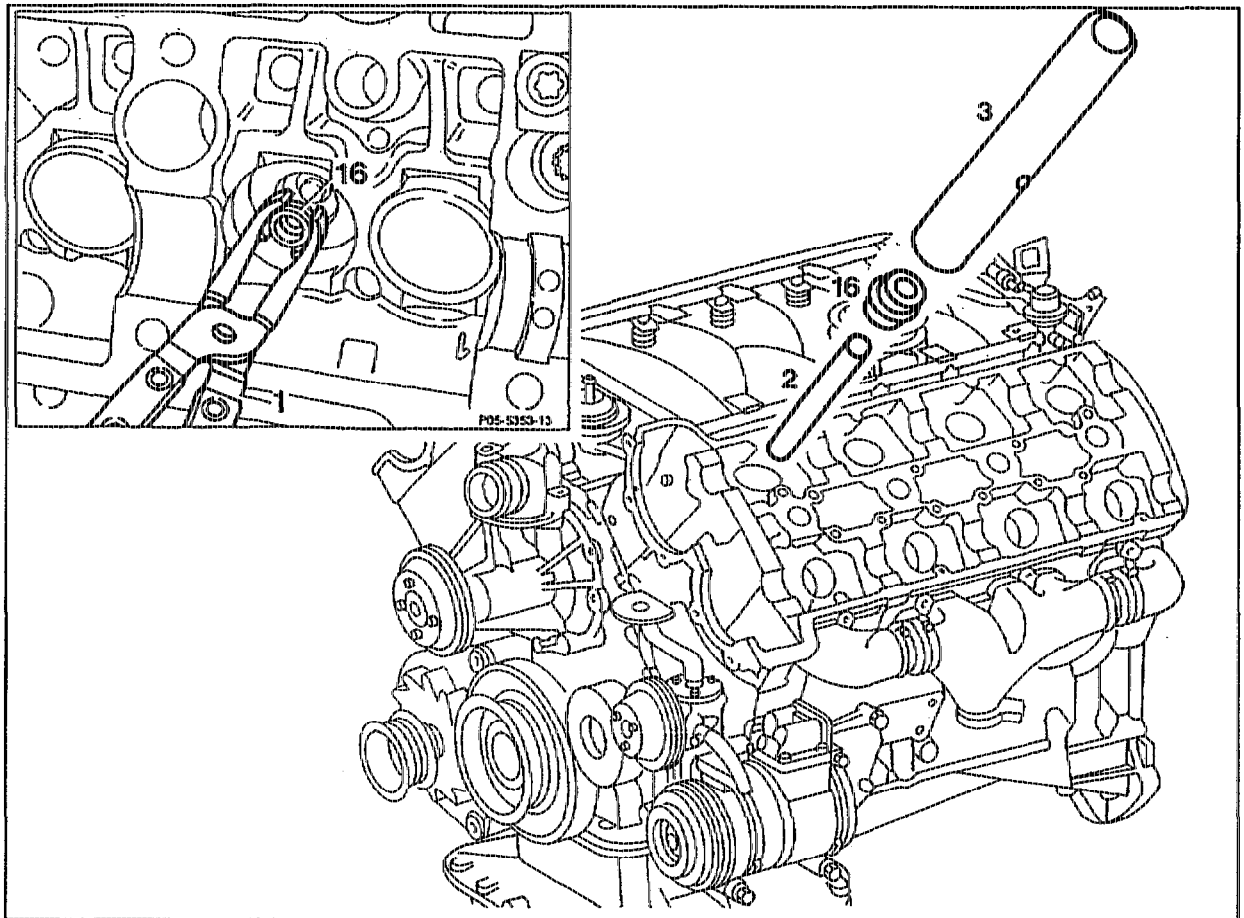


05-2700 Replacing valve stem seals

Preceding work:
Valve springs removed (05-2500).

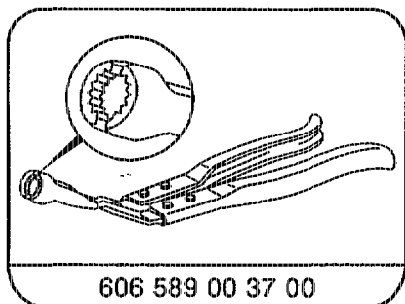
Operation no. of operation texts and work units or standard texts
and flat rates
05-3510



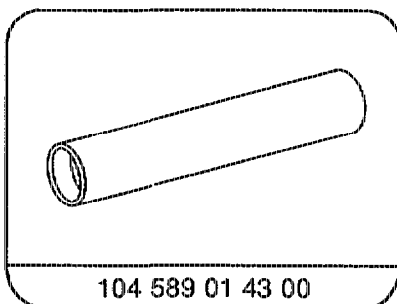
P05-5370-57

Valve stem seals (16)	remove with pliers (1) 104 589 00 37 00.
Valve stems	debur, if necessary.
Protective sleeve (2)	fit onto valve stem, remove.
Valve stem seals (16)	oil.
Valve stem seals (16)	press on by hand with the assembly drift (3).
	Assembly drift 104 589 01 43 00
	(dia. 8 and 9 mm)
	Assembly drift 119 589 00 43 00
	(dia. 7 mm)

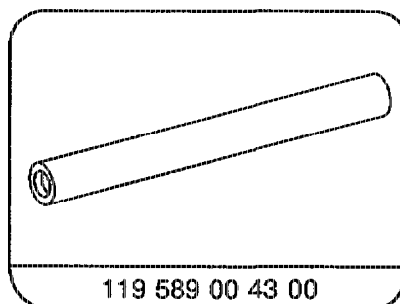
Special tools



606 589 00 37 00



104 589 01 43 00



119 589 00 43 00

Note

Valve stems and assembly sleeves are supplied as a repair kit.

Valve guides which are worn at the retaining groove for the valve stem seals and valves with damaged valve ends or valve stem must be replaced.

Valve stem seals with bent metal shell must be replaced.

Distinguishing features of valve stem seals

Engine	Engine No.	Identification Part No.	Valve stem dia.		Assembly drift (special tool)
			Inlet	Exhaust	
119.96 (1st version)	up to 011 930	104 053 02 58 104 053 01 58	8 mm –	– 9 mm	104 589 01 43 00
119.96 (2nd version)	as of 011 931	000 053 42 58 or 000 053 43 58	7 mm	7 mm	119 589 00 43 00
119.97	as of start of series production				