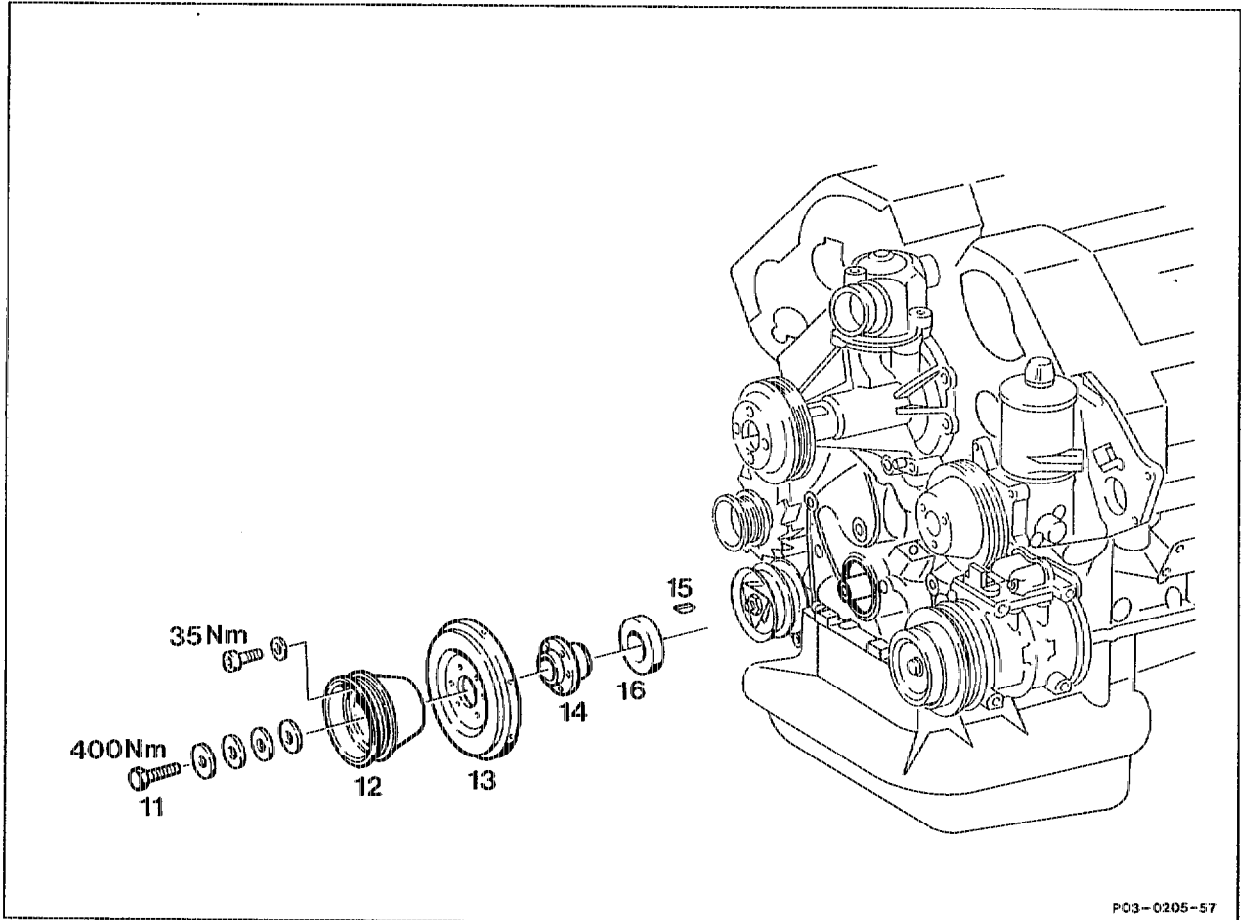


## 03-3240 Replacing front crankshaft radial seal

Preceding work:  
Belt pulley, vibration damper and hub removed (03-3420).

Operation no. of operation texts and work units or standard texts  
and flat rates  
03-3000 - 01-3112



P03-0205-57

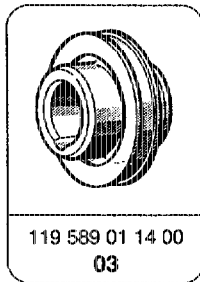
Belt pulley (12), vibration damper (13) and hub (14) .....	remove, install (03-3420).
Radial seal (16) .....	remove (step 2).
Mounting bore .....	clean, deburr.
Sealing lip of radial seal (16) .....	oil (step 4).
Radial seal (16) .....	install with insertion sleeve, special tool 119 589 01 14 00 (step 5).



Pay attention to installation position in the case of hubs (14) with running marks (step 6).

Leaks .....	check with engine running.
-------------	----------------------------

## Special tool

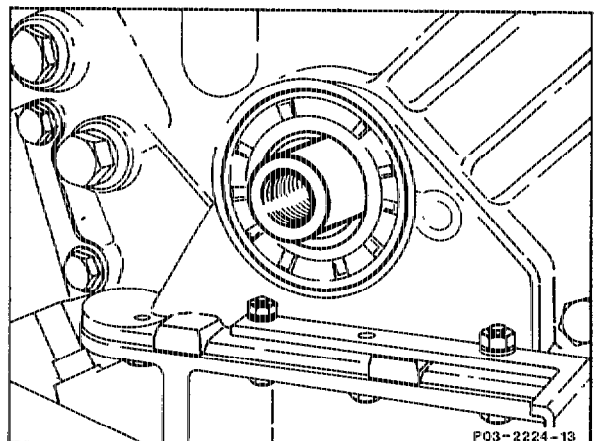


### Note

An oil leak can be determined after spraying the dried and cleaned surrounding area with Mercedes-Benz white contrast spray 000 989 03 59.

- 1 Check hub of belt pulley for running marks.

If running marks are present, install radial seal offset 3 mm to the inside (see step 6).



2 Lever out radial seal with a screwdriver.



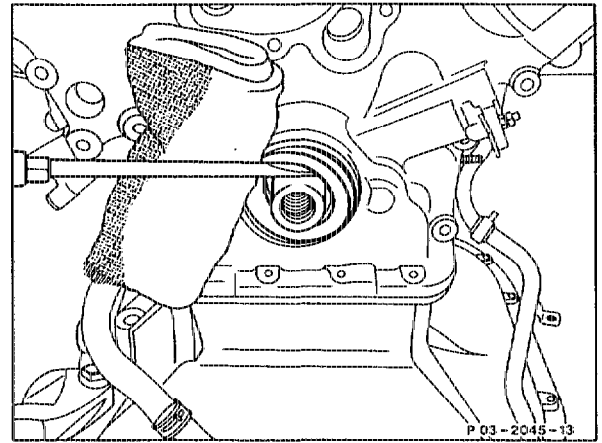
Do not damage crankshaft and mounting bore for the radial seal, use clean cloths as a base.

3 Deburr edge of mounting hole for the radial seal.

4 Oil sealing lip of the radial seal.



Do not use grease. Grease prevents the angled webs on the sealing lip transporting back the engine oil.



5 Fit radial seal (16) onto the side a of the insertion sleeve 119 589 01 14 00 and draw in as far as the stop with bolt (11) and 4 Belleville spring washers (11a).

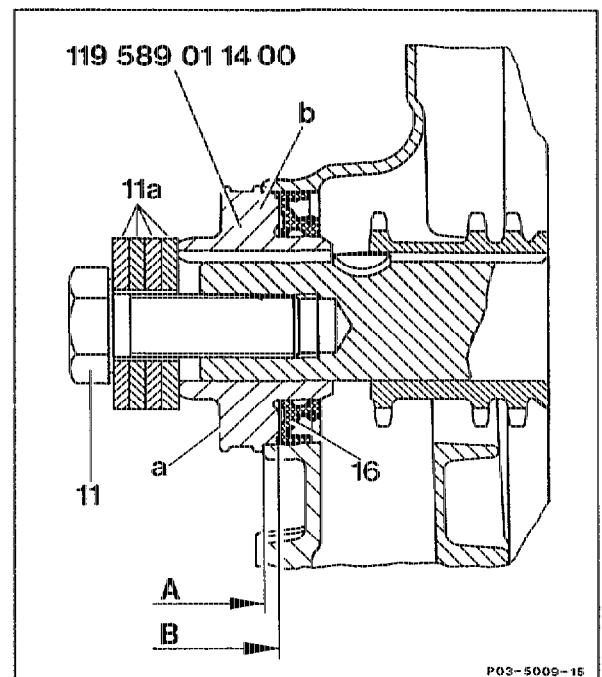


The radial seal (16) must be at right angles to the hub otherwise it will not provide a proper seal.

6 If the hub has running scores, position radial seal (16) 3 mm offset to the inside.

To do this, fit radial seal (16) onto the side b of the insertion sleeve 119 589 01 14 00 and draw in as far as the stop.

A = Standard position of radial seal  
B = Repair position of radial seal



7 Install belt pulley, vibration damper and hub (03-3420).

8 Run engine and check for leaks.