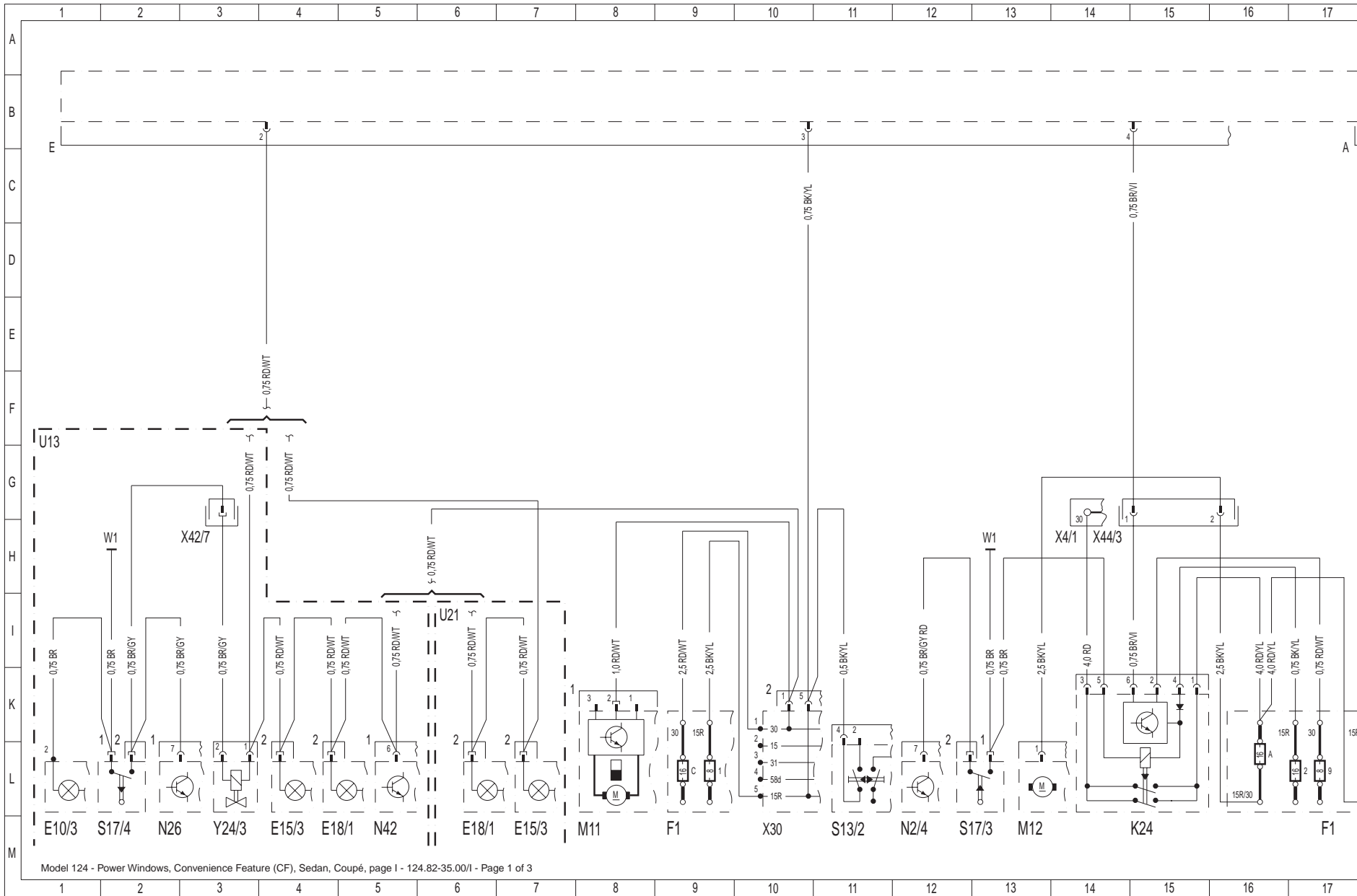


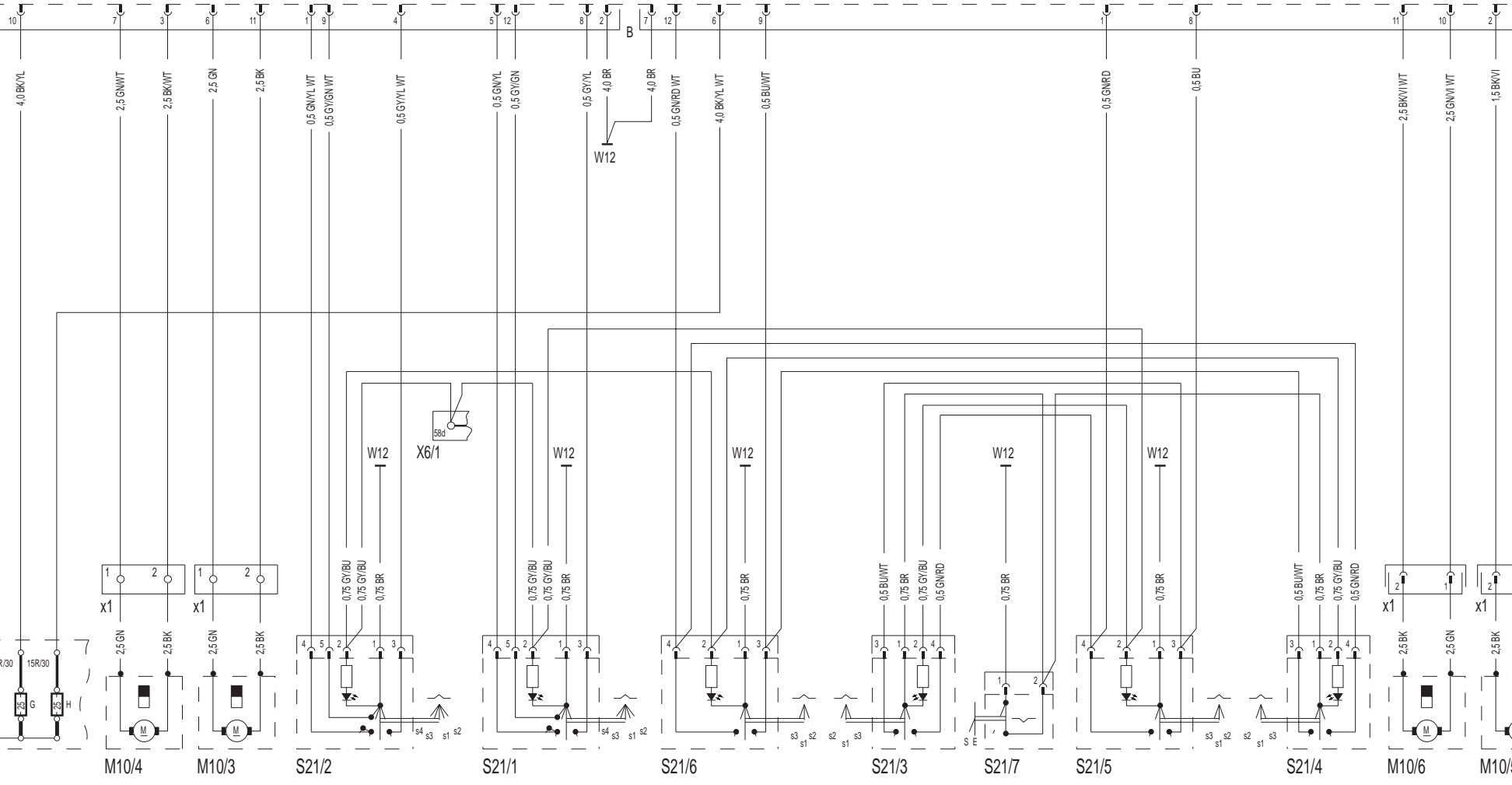
E10/3	Right air outlet illumination	1M
E15/3	Rear dome lamp	4M 7M
E18/1	Trunk lamp	4M 6M
F1	Fuse and relay box	
F1-A	Fuse A, terminal 15R/30	16L
F1-C	Fuse C, terminal 30	9L
F1-G	Fuse G, terminal 15R/30	18L
F1-H	Fuse H, terminal 15R/30	18L
F1-1	Fuse 1, terminal 15R	9L
F1-2	Fuse 2, terminal 15R	17L
F1-9	Fuse 9, terminal 30	17L
K24	Convenience relay module	15M
M10/3	Left front power window motor	20M
M10/3x1	Left front power window motor connector	20K
M10/4	Right front power window motor	19M
M10/4x1	Right front power window motor connector	19K
M10/5	Left rear power window motor	35M
M10/5x1	Left rear power window motor connector	35K
M10/6	Right rear power window motor	34M
M10/6x1	Right rear power window motor connector	34K
M11	Automatic antenna (radio/telephone) (USA)	8M
M12	Sliding/pop-up roof drive assembly	13M
N2/4	Seat belt/keys/lights warning module (USA)	12M
N26	Anti-theft alarm control module	2M
N42	Left seat belt extender control module	5M

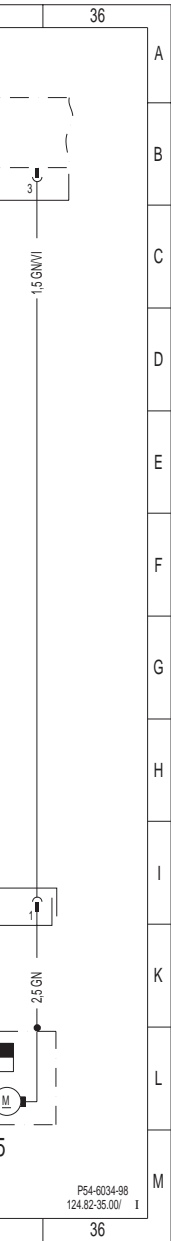
N57	Convenience control module (power windows, sliding/pop-up roof)	18A
S13/2	Sliding/pop-up roof switch	11M
S17/3	Left front door switch	12M
S17/3	Left door switch	12M
S17/4	Right front door switch	2M
S17/4	Right door switch	2M
S21/1	Left front power window switch (front center console)	23M
S21/2	Right front power window switch (front center console)	21M
S21/3	Left rear power window switch	28M
S21/4	Right rear power window switch	33M
S21/5	Left rear power window switch (front center console)	30M
S21/6	Right rear power window switch (front center console)	25M
S21/7	Rear power windows safety switch (center console)	29M
U13	Valid for Coupé	
U21	Valid for sedan	
W1	Main ground (behind instrument cluster)	
W12	Ground (center console)	
	Grounds not indicated, components are connected on engine block or bodywork	
X4/1	Terminal block (terminal 30, interior)	14H
X6/1	Terminal block (terminal 58D) (1-or 2-pole)	22H
X30	Accessory equipment connector block	10M
X42/7	Right front door contact switch connector (ATA)	3H
X44/3	Convenience feature connector (2-pole)	14H
Y24/3	Seat backrest locking valve	3M

<p>Cross Section of Wire may differ from Values shown in Wiring Diagram. Changes in Cross Section of Wire will be Shown framed.</p>
<p>Explanations and Notes of Wiring Diagram see Section 00-A Locations/Connections/Overview see Section 00-B/00-C</p>



N57





F1	Fuse and relay box	
F1-C	Fuse C, terminal 30	8L
F1-1	Fuse 1, terminal 15R	9L
M14/2	Supply pump (central locking system/orthopedic backrest)	7M
M14/2x1	Supply pump voltage supply connector (central locking system/orthopedic backrest)	7K
M14/2x2	Supply pump control line connector (central locking system/orthopedic backrest)	6K
N26	Anti-theft alarm control module	4M
N57	Convenience control module (power windows, sliding/pop-up roof)	4A
S8/2	Warning buzzer contact (exterior lamps/central locking system)	14M
S8/2x1	Warning buzzer contact connector (exterior lamps/central locking system)	13K
S17/11	Left door switch (seat belt extender, entrance/exit lamp)	16M
S22	Left front power seat switch	18M
S47	Left front door actuator	12M
S48	Right front door actuator	13M
S49	Trunk lid lock actuator	11M
S59	Adjustable steering column switch	19M
S62/1	Left front door switch (ATA)	2M
S62/1x1	Left door switch connector (ATA)	2K
S62/2	Right door switch (ATA)	3M
S62/2x1	Right door switch connector (ATA)	3K
S88/2	Trunk lid lock switch (convenience)	1M

S88/2x1	Trunk lid lock switch connector (convenience)	1K
U13	Valid for Coupé	
U21	Valid for sedan	
W1	Main ground (behind instrument cluster)	
W12	Ground (center console)	
*U97	Grounds not indicated, components are connected on engine block or bodywork	
X30	Accessory equipment connector block	10M 17M
X43	Anti-theft alarm connector (central locking system) (3-pole)	11G
Z7/16	Terminal 30 connector sleeve (accessory equipment connector block)	10H
Cross Section of Wire may differ from Values shown in Wiring Diagram. Changes in Cross Section of Wire will be Shown framed.		
Explanations and Notes of Wiring Diagram see Section 00-A Locations/Connections/Overview see Section 00-B/00-C		

